


HOW TO REGISTER FOR CHEER CLINIC

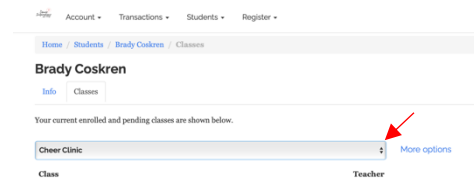
Step 1 – Log in or create or activate your account



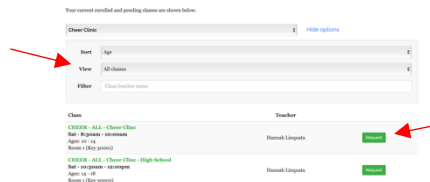
Step 2 – Click on view classes



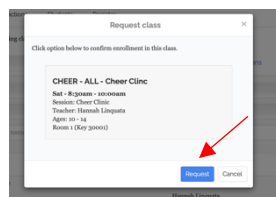
Step 3 – Change Dropdown to Cheer Clinic, Click on More options



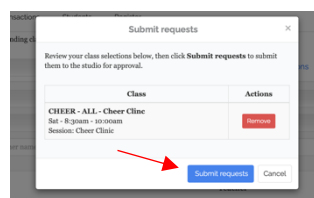
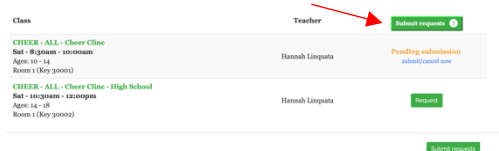
Step 4 – Change view to All Classes and Request appropriate class



Step 5 - Click Blue Request Button



Step 6 – Submit requests, submit requests



Step 7 – You will see click Ok. There is no registration fee for Cheer Clinics

